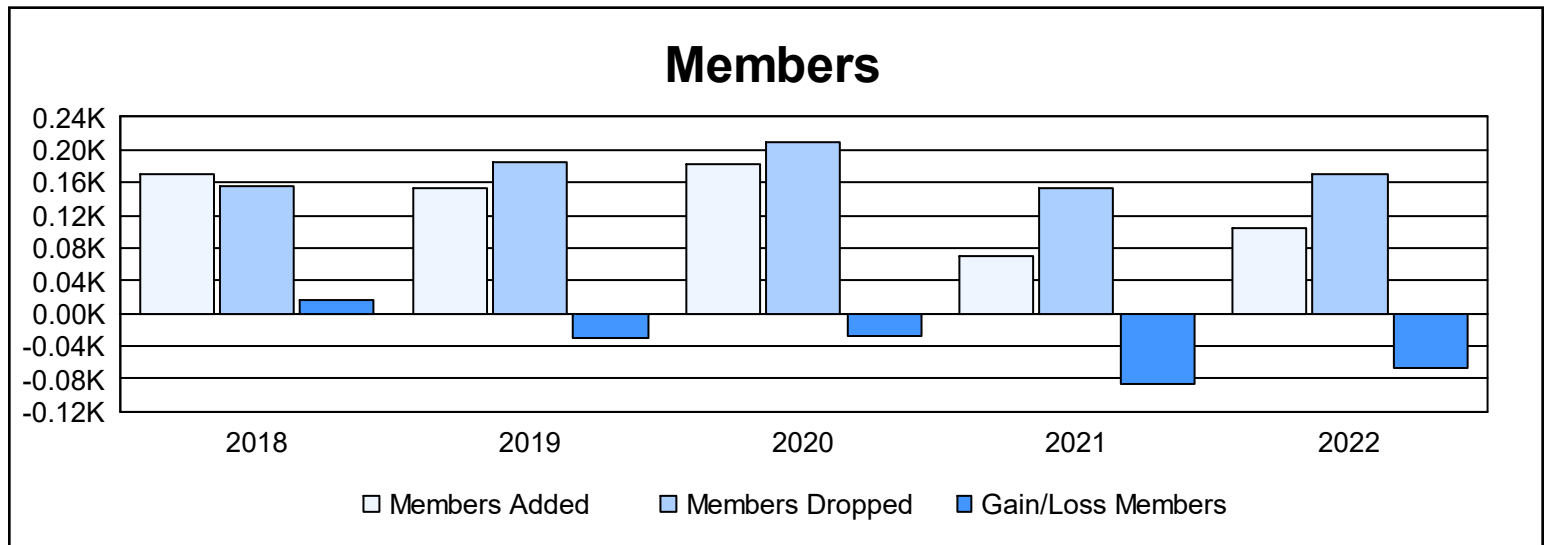
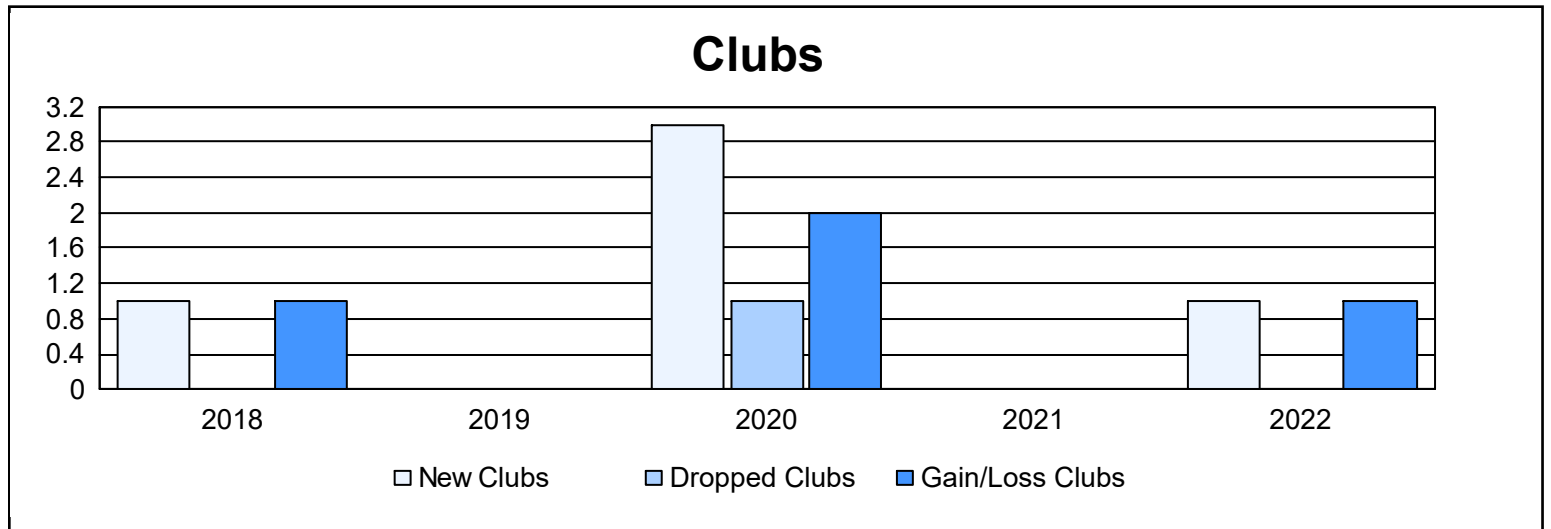
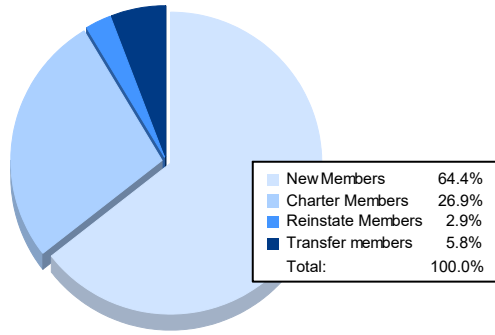


Year	New Clubs	Dropped Clubs	Gain/ Loss Clubs	New Members	Charter Members	Reinstate Members	Transfer Members	Total Member Added	Total Members Dropped	Gain/ Loss Members
2017-2018	1	0	1	139	23	6	3	171	155	16
2018-2019	0	0	0	150	0	1	3	154	184	-30
2019-2020	3	1	2	92	68	8	15	183	210	-27
2020-2021	0	0	0	53	4	6	6	69	154	-85
2021-2022	1	0	1	67	28	3	6	104	171	-67
<b>Average</b>	<b>1</b>	<b>0</b>	<b>1</b>	<b>100</b>	<b>25</b>	<b>5</b>	<b>7</b>	<b>136</b>	<b>175</b>	<b>-39</b>



### Membership Composition June 2022 Cumulative



### Gender Composition June 2022 Cumulative

